



International Community School

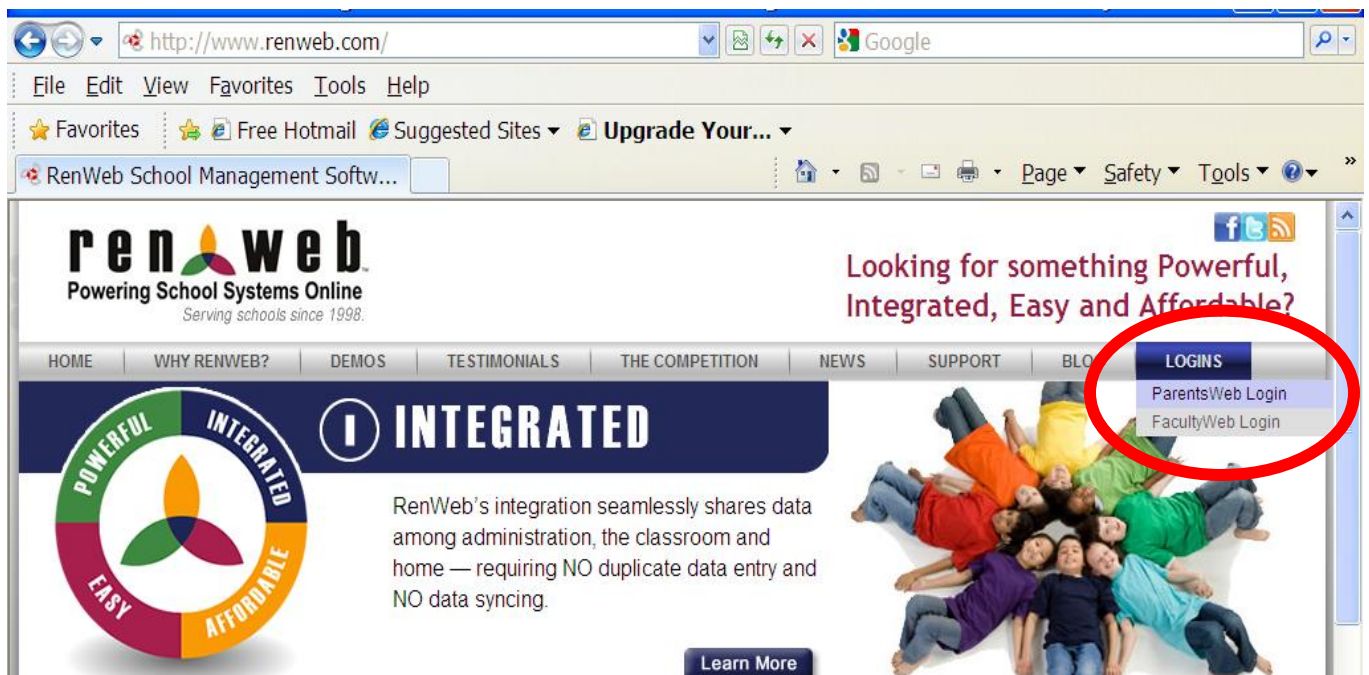
Our New **School Information Management Software-RenWeb** gives you, the busy parent, an opportunity to get more involved in your child's academic progress and future success – all via the Internet! This program is a private and secure parents' portal that will allow parents to see academic information specific to their children, while protecting their children's information from others. This program gives you, the busy parent, an opportunity to get more involved in your child's academic progress and future success – all via the Internet!

All you need is an Internet-capable computer to view information such as:

- Attendance
- Weekly Grades
- Progress Reports
- Report Cards
- Web Surveys & Tests
- Transcripts
- Homework
- Missing Assignments
- School Calendar
- Other Useful School Information
- School Announcements
- Staff and School Directory
- Teacher Email Addresses
- Teacher Websites

Here's how to access our easy-to-use **RenWeb ParentsWeb**:

1. You need to make sure that the school has your email address in RenWeb.
2. Next, go to www.renweb.com and click **Logins**.
3. Click **ParentsWeb Login**.



4. Type your school's **District Code: ICS-THA**
5. **New Students** please Click **Create New ParentsWeb Account**.

RenWeb ParentsWeb Login

District Code:
ICS-THA

User Name:

Password (case-sensitive):

[Forgot Username/Password?](#)

Parent Student Staff

Login [Create New ParentsWeb Account](#)

6. Type your email address then click Create Account

RenWeb ParentsWeb Login

District Code:
ICS-THA

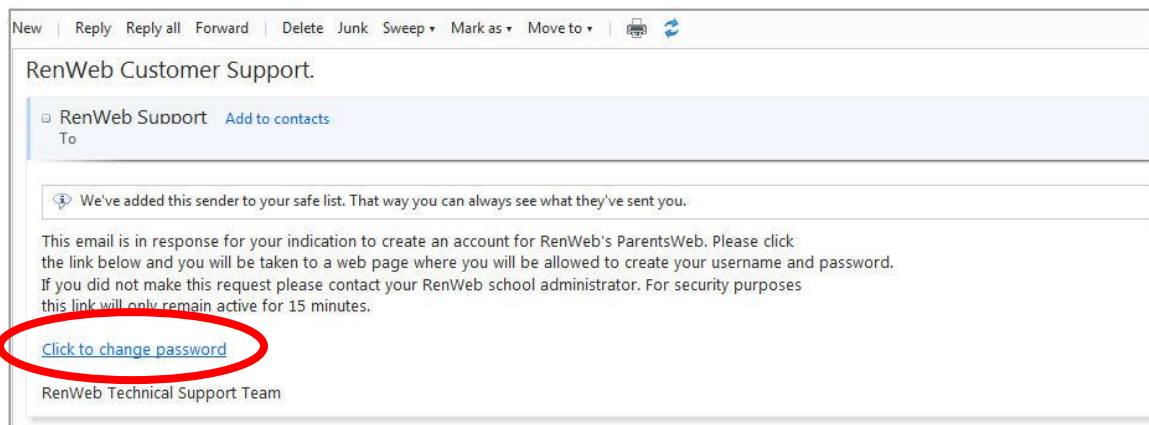
Email:

[Back to Login](#)

Notice:
RenWeb has implemented a new user name/password security authentication system. All users have had their user name initially set to their email address. Passwords have not changed.

If you cannot log in please click [Forgot Username/Password](#) to reset your username and password.

7. An email is sent to your email address, please check your email.



8. Click the **Click to change password** link. This link is only valid for 30 minutes.
9. A web browser displays your Name and RenWeb ID.
10. Type a **User Name** (your email address), **Password** and **Confirm** the password.
11. Click **Save Password**.
A message displays at the top of the browser, "**User Name/Password successfully updated.**"



12. You can now log into ParentsWeb using your new User Name and Password.

Question: I don't know my user name and forgot my password. How do I log in?

Answer: The best thing to do is

1. Repeat steps 2-4
2. Click **Forgot Username/Password.**

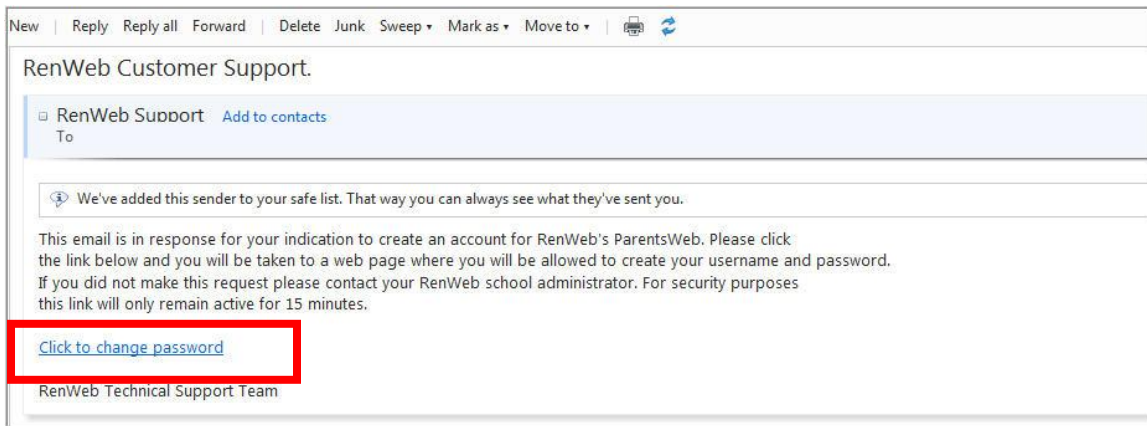
3. You will be prompted to type your email address. (It must be the email address that the school has in RenWeb as your email address.)

Notice:

RenWeb has implemented a new user name/password security authentication system. All users have had their user name initially set to their email address. Passwords have not changed.

If you cannot log in please click [Forgot Username/Password](#) to reset your username and password.

4. An email is sent to your email address, please check your email.



- 5. Click the **Click to change password** link. This link is only valid for 30 minutes.
 - 6. A browser window displays your Name, your person ID, your User Name and obscured Password.
 - 7. Type a **User Name** (your email address), **Password** and **Confirm** the password.
 - 8. Click **Save Password**.
- A message displays at the top of the browser, "**User Name/Password successfully updated.**"



9. You can now log into ParentsWeb using your new User Name and Password.

If you know your Password, you can simply close the web browser and log into ParentsWeb using your User Name and Password.

Please call us or contact us via email at Rebel_H@icsbangkok.com or Somporn_T@icsbagnkok.com if you have any problems or questions. We look forward to your participation. Together we can continue to improve our children's academic development as well as communication between our school and your home.

Sincerely,

Rebel Houston
Student Services Coordinator